



STARS
Supplier Diversity



STARS

SUPPLIER DIVERSITY
SOLUTIONS

OUTLINE



Introduction – Company	3
What? Why? How?	4
Key Differentiator	5
Some of Our Clients	6
STARS Solution Offerings	7
Supplier Registration	8
External Supplier Locator	9
Tier 2 Spend Reporting	10
Tier 1 Spend Analytics	11
Data Cleansing & Enrichment	12
Economic Impact Reports	13
Testimonials	14



COMPANY OVERVIEW

BACKGROUND

- VIVA USA INC. (VIVA) was incorporated in Illinois in 1996 as a full-service IT consulting firm.
- Woman and Minority owned (WBE & MBE Certified)
- Headquartered in Rolling Meadows, IL with nation-wide service coverage.
- Providing on-site and off-site solutions.
- Serving 100+ clients with 500+ global employees.
- 25+ years of service excellence

SERVICES OFFERED



Supplier Diversity Solutions
Supplier diversity process workflows, productivity enhancement, dashboard and analytics



Data Management and Enrichment
Automated data consolidation, cleansing, enrichment and analytics



Custom Workflow Portals (SaaS)
Complete end to end solutions with web or mobile frontend and cloud backend implementations to match your processes



IT Consulting
National experience in IT and professional contingent staffing, custom software development and Software Project Consulting (SOW)

DIVERSITY CERTIFICATIONS



and several state and local agencies as well

AWARDS AND RECOGNITIONS



QUALITY CERTIFICATIONS



WHAT? WHY? HOW?

What is Supplier Diversity?

Supplier Diversity is the process of diversifying your supply chain to include goods or services provided by diverse suppliers (often small businesses mostly owned and operated by a group of under-represented individuals i.e., women, minorities etc.)

Why Supplier Diversity is Important?

A Supplier Diversity initiative has a track record for providing a more distributed, innovative and affordable supply chain as well as positively impacting local under-represented communities.



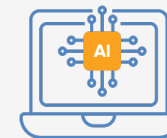
STARS is a set of supplier diversity solutions used by multiple Fortune 500 and government entities.



Specifically designed to tackle the challenges Supplier Diversity Managers face every day and to help them better manage their supplier diversity initiatives.



How STARS Provides



Uses AI, Automation & a proprietary Low Code Framework to improve speed, accuracy and configurability.



It boasts features like tracking diverse spend to sourcing viable diverse suppliers.



KEY DIFFERENTIATORS



Exemplary multi-channel customer service & training for all



Ease of use as told by our clients and their suppliers



Tailored portal workflow to fit your workflow (not the other way around)



Branded secure private portal so your portal is yours and not shared



Custom tailored reports and dynamic reports builder



Fixed pricing with unlimited users



SOME OF OUR CLIENTS

STARS – Supplier Diversity Solutions



INDUSTRIES SERVED



Automotive /
Manufacturing



Government



Energy & Utility



Healthcare



Telecommunication



Financial Services



STARS SOLUTION OFFERINGS



Supplier Registration and Tracking



External Supplier Locator



Tier 2 Spend Reporting



Tier 1 Spend Analytics



Contract, Payroll & Wage Compliance



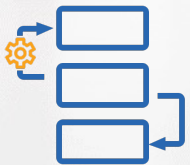
Data Cleansing & Enrichment



Economic Impact Reports



Environmental, Social, & Governance (ESG)



Sourcing Workflow Management



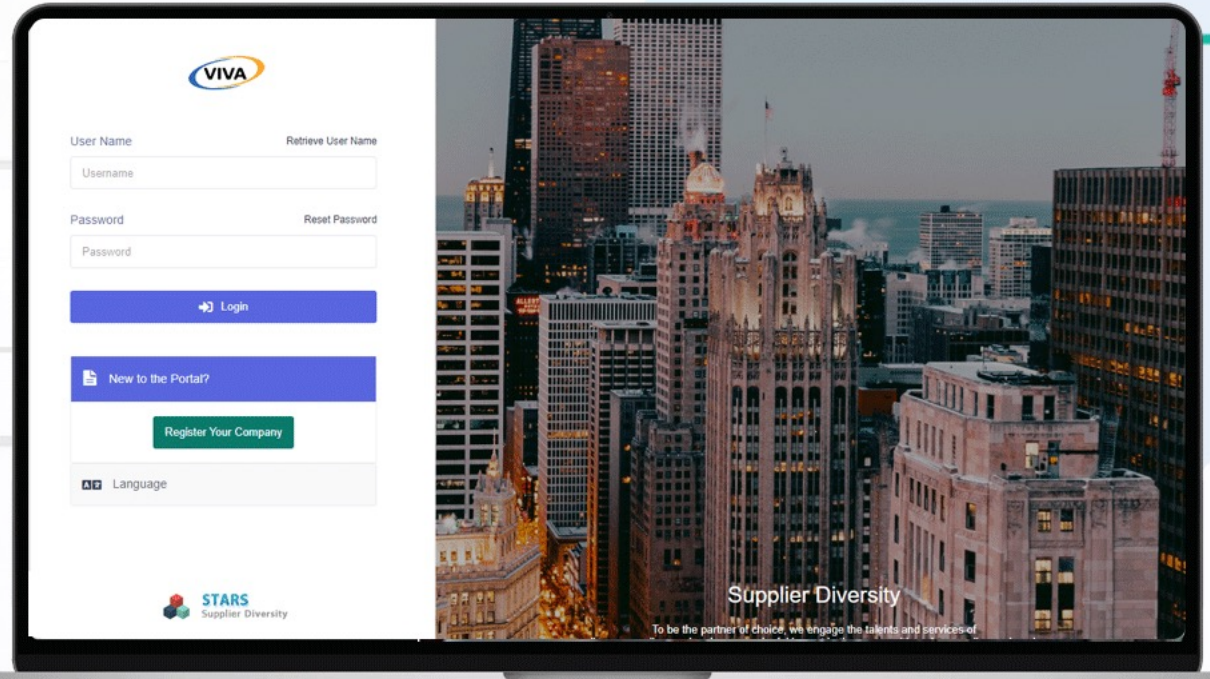
Community/Certification Portals



3rd Party/Mobile Services & Integrations



Supplier Diversity Program Startup Consulting



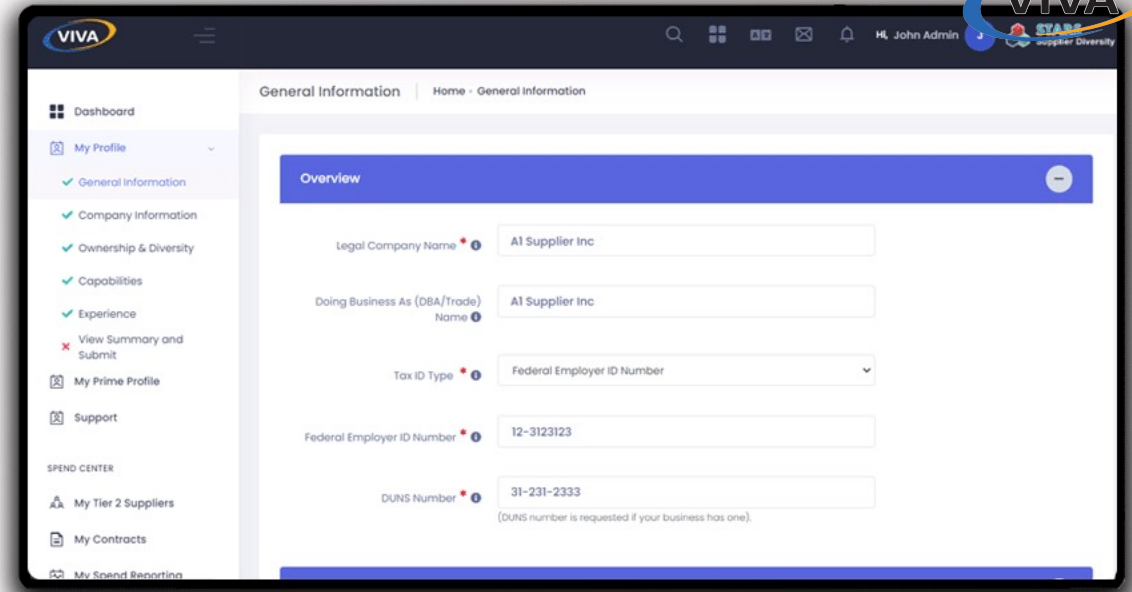


SUPPLIER REGISTRATION



Profile Configurations

- Diverse & Non-Diverse Suppliers
- Allow Non-US Suppliers (Canada, China, etc.)
- Capture Company, Commodity, Diversity Information and more
- Parent-Child Relationship Tracking
- Commodity Based Workflows
- Dynamic Page/Questions Configuration



Settings

- Multi-lingual Site
- Enable Annual Refresh of Supplier Data
- Custom Auto-Email Notifications
- Customers as Suppliers Feature
- E-Signature Option for Affidavits
- Tier 1 Supplier Mapping



Engagement Center

- Supplier Sourcing
- RFI/Surveys
- Events Management
- Supplier Vetting & Score-Carding
- Supplier & Email Outreach
- Business Card & Conference Management



Compliance

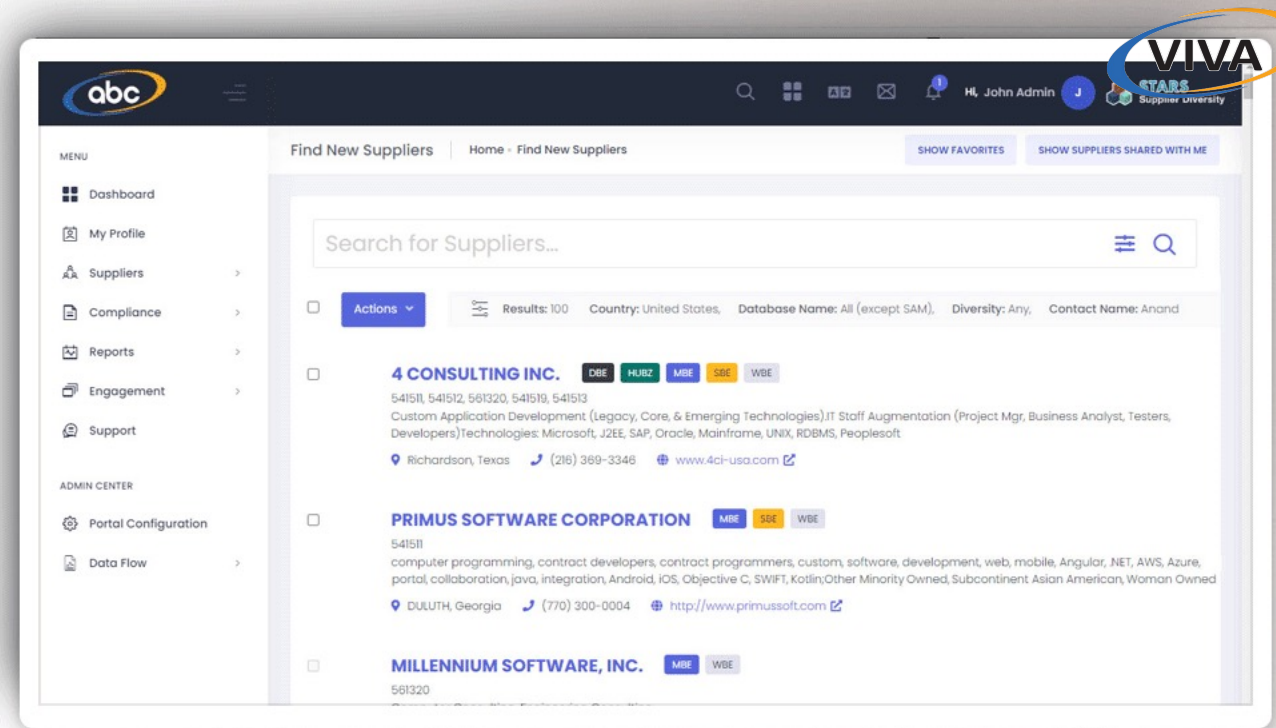
- Ownership Validation
- SBA Size Standards Validation
- Real-time FEIN/SNN Validation
- WCAG 2.0 and ADA tested site



EXTERNAL SUPPLIER LOCATOR

Find New Diverse Suppliers

- Our STARS Database is an extensive diverse supplier database includes data from 100+ sources such as SAM (CCR), VETBIZ, SBA, state and certifying agencies.
- Source using various criteria such as external database name, diversity type, company name, NAICS code and state to name a few.



Large Supplier Base (US & Non-US)



Up-to-date Certification data



Robust Advanced Search



Easy Group Outreach

TIER 2 SPEND REPORTING



Spend Management Features

- Self-Managed
- Direct and/or Indirect Spend Reporting
- Customizable Reporting Periods
- Contract/Commodity/Division based Spend Reporting
- VAR Sales Reporting
- Dynamic Locking and Unlocking
- Spend Import Options
- Amazing Supplier Support/Training



Settings

- Tier 2 Supplier Sharing
- Diversity/Ethnicity/Gender Mapping
- Manual Override of Diversity
- Allow Non-US Prime & Tier 2 Suppliers (Canada, China, etc.)
- Multi-Currency Reporting
- Automated Reminders

Report Tier 2 Direct Spend

Please enter spend your company has had with diverse-owned business enterprises that directly supports VIVA INC contract. To add spend for your diverse-owned business enterprises:

- In the Tier 2 Supplier Name column, select the Supplier from the dropdown that you would like to submit spend for. Please add spend details once the desired supplier is selected.
- If the desired supplier does not have a profile, an error message will appear. Please click "Add New Tier 2 Supplier" under the "My Tier 2 Suppliers" dropdown to create the supplier's profile.

To add additional spend with another supplier, select "Add New Spend Entry". Please select "Save" after reporting spend for each supplier. Please click the "Save & Submit" button when finished.

Reporting Period: 2022 Q1 Spend from VIVA INC: \$25,000.00

Tier 2 Supplier Name	Supplier Type	Diversity Type	Ethnicity	Contract	Commodity	PO Number	Spend Amount	Actions
Rousseaux, Michael Esq	Tier 2	MBE	Asian Indian American				\$10,000.00	
Chernel, James I Cpa	Tier 2	MBE	African American	IT Training Services	Capital - Construction		\$25,000.00	
Total							\$35,000.00	



Analytics & Compliance







- Advanced Ad-hoc Reports Builder
- Tailored Standard Reports
- Set spend goals at Agency, Prime or Contract levels
- Track diversity spend goal compliance
- Spend at Risk / Spend Variance Tracking
- Spend Amendment Tracking
- Tier 2 Payment Proof Audit






TIER 1 SPEND ANALYTICS



Process

- 
**1. Automated Import**
Using the latest integration standards, STARS will automatically pull required data from your systems (ERP/AP etc.).
- **2. Cleansing**
The data will be cleansed (including incorrect / inconsistent / duplicate data identification) and enriched.
- 
**3. Enrichment**
The data is enriched with Certification data, Parent / Child details, Tax ID, DUNS Number, NAICS codes, Federal debarment list and other attributes.
- **4. Results**
After the completion of our automated (with manual quality checking) process taking about a week to 10 days, results will be given at a 98% confidence level.

- **5. Analytics**
Run various real-time tailored standard reports or use our robust ad-hoc reports builder to create your own reports.
- 
**6. Automated Export**
If requested, the enriched data can be automatically pushed back to your internal systems (ERP/AP etc.).

Some of the Certifications Verified

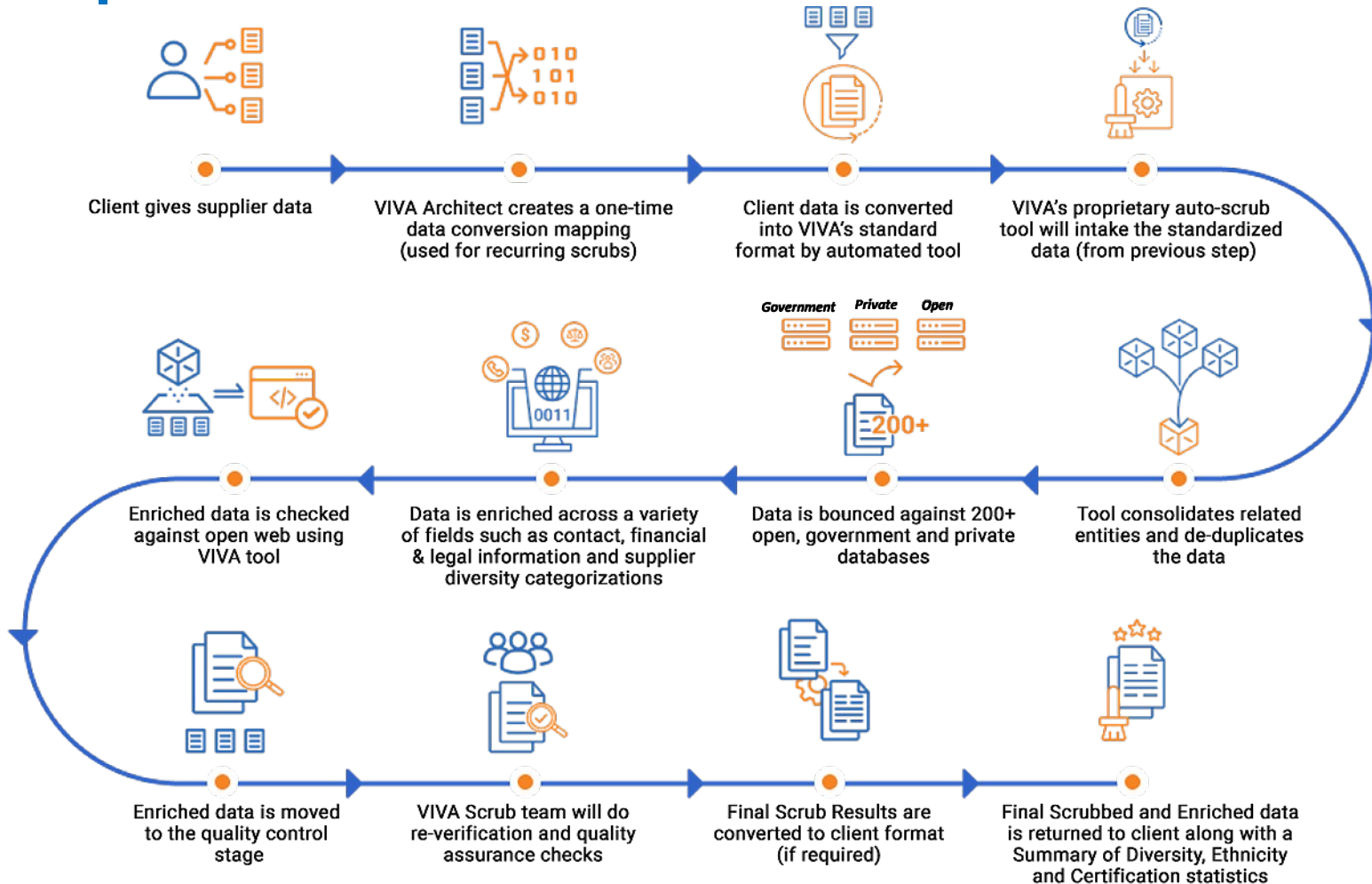
- Small Business Enterprise (SBE), Small Business Program 8(a), Small Disadvantaged Business (SDB), Hubzone Small Business (HUBZONE), Woman-Owned Small Business (WOSB) – SBA DSBS database (SAM/CCR records)
- Minority Business Enterprise (MBE) – National (States and cities) and NMSDC
- Woman Business Enterprise (WBE) – WBENC
- Veteran-Owned Business (VOB), Service-Disabled Veteran-Owned (SDVOB) – VetBiz
- LGBTQE, DOBE, WE Connect International, CAMSC
- Other local or national certification agency scrubbing as required by client



DATA CLEANSING & ENRICHMENT



Data Scrub VIVA Process



Data Scrubbing Project Plan

Task	Task Name	Timeline	Responsibility
S1	SOW execution, supplier list file transfer	Week 1	Client
S2	Initial analysis of supplier list	Week 2	VIVA
S3	Prepare the file for feeding into auto-scrub tool	Week 2	VIVA
S4	Perform auto-scrub	Week 2	VIVA
S5	Perform verification of doubtful records	Week 2	VIVA
S6	Prepare Final Results and Summary	Week 2	VIVA
	Client Review and signoff - scrubbed data file	Week 3	Client



Above timeline is based on VIVA's average time to completion, actual timeline will vary based on factors such as size of supplier list, whether it is one-time or recurring scrub, client timeline etc.



[Sample Output.xlsx](#)



ECONOMIC IMPACT REPORTS



Knowing your Diversity Impact got Easier

Scope of Service

- What is the economic impact of their Supplier Diversity Program on the economy through the lens of jobs, wages, GDP, wages, etc.?
- What is the impact of the supplier diversity program on the diverse businesses that they do business with?

Process

Our solution uses an Input-Output Model which is a combination of macro and micro analysis as it uses microeconomic data and behaviors of industry, household and government to assess macroeconomic impacts such as GDP, employment and income. This method was crafted by economists and has been approved and used by the Department of Labor.



Supply Chain Impact



Employment Impact



Local Region Impact



Diversity Impact



Business Unit Impact



Tax Impact



238,162

TOTAL JOBS SUPPORTED

This number represents the total number of jobs that are being supported U.S. supply chain.



\$13,635,370,791

TOTAL COMPENSATION

This number represents the total amount of compensation that all direct, indirect and induced employees are making as a result of the total jobs.



\$25,915,579,843

TOTAL VALUE ADDED

This number represents the total contribution to the U.S. Gross Domestic Product (GDP).



\$53,021,235,289

TOTAL OUTPUT

In the US supplier chain economic impact report, total output represents the total economic activity generated through the supply chain.

Impact

See impact by State, Region, Business Unit, Commodity, etc. The list goes on. Our clients love this feature because they can truly see the impact their diversity dollars have at the local level.

Multipliers

Expressed as a rate of change, a multiplier describes how, for a given change in a particular industry, a resultant change will occur in the overall economy. The software generates two types of multipliers: Type I and Type III multipliers, with the difference between them being an induced consumption effect.



CUSTOMER TESTIMONIALS




STARS has consistently scored high in the following areas of importance for supplier diversity initiatives of large enterprises:



Ease of Use



Customization Capability and



Value

VIVA has received several appreciations from large corporations for innovation, trust and customer service.



VIVA added/provided more features than what we had requested and has worked more as a partner than a supplier to us.

– Julie, Wells Fargo



Anytime we bring a problem, you work towards providing a solution for us and that is just great

– Ricardo, PepsiCo



We were not used to the type of prompt customer service that is being provided by you; our last provider took at least 48 hours if not more to even respond to one of our questions

– Elizabeth, KP



You are always available for our questions and work with us to resolve a problem

– Ruby, United



You helped streamline our Diversity numbers with your scrub results

– Veronica, ADM



Although your solution did not meet our needs initially, I appreciate how you worked on the solution and you are now a supplier providing the full suite of supplier diversity solutions for us, including economic impact reports.

– Ankit, Disney

THANK YOU



3601 Algonquin Road, Suite 425, Rolling Meadows, IL 60008

 +1 877-368-0860  info@viva-it.com

 www.viva-it.com